



















22-25 Sep 2022 • Agility World
Championship
Agility World Championship 2022



Results - Team Medium

Ranking	Team	# Elim.	Faults	Time	Details per round				
					Round	Ranking	# Elim.	Faults	Time
1	DEU	0	10.00	222.60	Team-Jumping	4	0	5.00	103.42
					Team-Agility	3	0	5.00	119.18
2	HUN	0	12.56	246.08	Team-Agility	2	0	1.92	131.20
					Team-Jumping	10	0	10.64	114.88
3	AUT	0	18.66	237.73	Team-Agility	4	0	5.00	119.37
					Team-Jumping	11	0	13.66	118.36
4	FRA	0	21.69	235.35	Team-Jumping	1	0	0.00	107.20
					Team-Agility	10	0	21.69	128.15
5	ESP	0	22.75	242.81	Team-Jumping	9	0	10.00	113.73
					Team-Agility	7	0	12.75	129.08
6	SVK	0	29.43	255.74	Team-Jumping	12	0	14.09	118.40
					Team-Agility	8	0	15.34	137.34
7	CHE	1	0.00	187.89	Team-Jumping	2	0	0.00	108.61
					Team-Agility	12	1	0.00	79.28
8	BEL	1	10.00	188.21	Team-Jumping	8	0	10.00	109.69
					Team-Agility	11	1	0.00	78.52
9	ITA	1	10.00	195.26	Team-Agility	6	0	10.00	123.07
					Team-Jumping	15	1	0.00	72.19
10	BRA	1	19.63	206.40	Team-Jumping	3	0	0.00	109.29
					Team-Agility	17	1	19.63	97.11
11	LTU	1	23.73	215.70	Team-Agility	9	0	21.28	135.25
					Team-Jumping	17	1	2.45	80.45
12	GBR	2	1.25	164.33	Team-Agility	1	0	1.25	130.56
					Team-Jumping	19	2	0.00	33.77

Ranking	Team	# Elim.	Faults	Time	Details per round				
					Round	Ranking	# Elim.	Faults	Time
13	 CZE	2	5.00	147.06	Team-Jumping	5	0	5.00	109.06
					Team-Agility	18	2	0.00	38.00
14	 SWE	2	5.00	155.73	Team-Agility	5	0	5.00	120.28
					Team-Jumping	20	2	0.00	35.45
15	 UKR	2	10.38	158.02	Team-Jumping	6	0	5.00	113.64
					Team-Agility	20	2	5.38	44.38
16	 LVA	2	14.78	175.48	Team-Jumping	16	1	1.41	79.11
					Team-Agility	14	1	13.37	96.37
17	 EST	2	15.00	156.02	Team-Jumping	14	1	0.00	71.74
					Team-Agility	15	1	15.00	84.28
18	 LUX	2	25.02	178.73	Team-Jumping	7	0	6.93	121.64
					Team-Agility	24	2	18.09	57.09
19	 KOR	2	37.94	178.11	Team-Jumping	13	0	32.40	133.57
					Team-Agility	21	2	5.54	44.54
20	 USA	3	15.09	121.38	Team-Agility	13	1	5.09	85.55
					Team-Jumping	25	2	10.00	35.83
21	 SVN	3	24.08	133.02	Team-Agility	16	1	19.08	97.08
					Team-Jumping	22	2	5.00	35.94
22	 NOR	4	5.08	76.65	Team-Jumping	18	1	5.08	76.65
					Team-Agility		3	0.00	0.00
23	 NLD	4	13.04	91.04	Team-Agility	19	2	5.01	44.01
					Team-Jumping	24	2	8.03	47.03
24	 POL	4	13.46	83.86	Team-Jumping	21	2	0.00	36.40
					Team-Agility	22	2	13.46	47.46
25	 FIN	5	5.57	39.57	Team-Jumping	23	2	5.57	39.57
					Team-Agility		3	0.00	0.00
26	 CAN	5	15.00	43.46	Team-Agility	23	2	15.00	43.46
					Team-Jumping		3	0.00	0.00
27	 DNK	6	0.00	0.00	Team-Agility		3	0.00	0.00
					Team-Jumping		3	0.00	0.00

Ranking	Team	# Elim.	Faults	Time	Details per round				
					Round	Ranking	# Elim.	Faults	Time
27	 SGP	6	0.00	0.00	Team-Agility		3	0.00	0.00
					Team-Jumping		3	0.00	0.00